


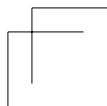
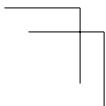
lenovo

Lenovo S90-A

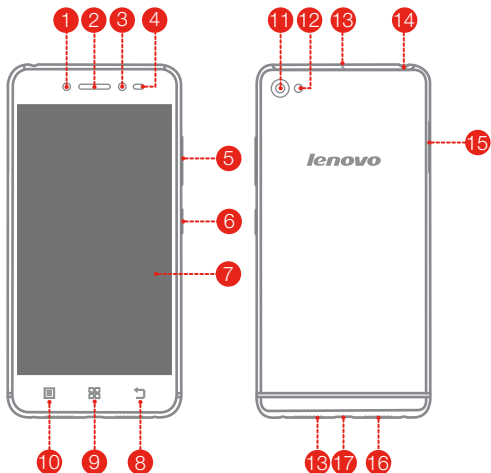
Quick Start Guide



 Read this guide carefully before using your smartphone.



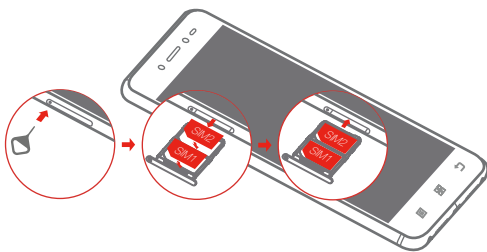
First glance



- | | | |
|--------------------------|------------------------|------------------------|
| 1 Fill Light | 2 Receiver | 3 Front-facing camera |
| 4 Light/Proximity sensor | 5 Volume buttons | 6 On/Off button |
| 7 Touch screen | 8 Back button | 9 Home button |
| 10 Menu button | 11 Rear-facing camera | 12 Flashlight |
| 13 Microphone | 14 Headset connector | 15 Micro-SIM-card tray |
| 16 Speaker | 17 Micro USB connector | |

Installing the Micro SIM card

A Micro SIM card provided by your carrier is required in order to use cellular services. Install the Micro SIM card as shown.

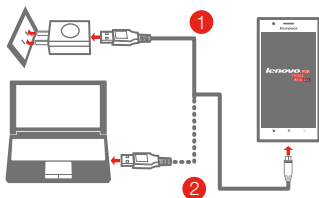


- Step 1.** Insert the SIM eject tool that comes with your smartphone into the hole in the Micro-SIM-card tray.
- Step 2.** Pull out the Micro-SIM-card tray and position the Micro SIM card into the tray in correct orientation.
- Step 3.** Carefully insert the tray with the installed Micro SIM card back into the slot.

- Only Micro SIM cards work with your smartphone. Always turn off your smartphone first before you insert or remove a Micro SIM card. Insert or remove a Micro SIM card with your smartphone on may damage your Micro SIM card or smartphone permanently.

Charging the battery

Charge the battery as shown.



Method 1. Connect your smartphone to a power outlet using the cable and USB power adapter that come with your smartphone.

Method 2. Connect your smartphone to a computer using the cable that comes with your smartphone.

 Low battery power  Fully charged  Charging

Turning on or turning off your smartphone



Turn on: Press and hold the On/Off button until the Lenovo logo appears.

Turn off: Press and hold the On/Off button for a few seconds, then tap **Power off**.

Restart: Press and hold the On/Off button for about 10 seconds.

- ⓘ Your smartphone has a built-in rechargeable battery. For more information about battery safety, see the "Built-in rechargeable battery notice" section. The battery in this product cannot be easily replaced by users themselves.

Technical specifications



Model and system

Model: Lenovo S90-A

System: Android



Dimensions and weight

Height: 146 mm (5.75 inches)

Width: 71.7 mm (2.82 inches)

Depth: 6.9 mm (0.27 inch)

Weight: 129 g (0.28 lb)



Processor

Processor: Qualcomm 8916, quad-core, 1.2 GHz



Camera

Type: CMOS

Pixels: 13 megapixels (back) + 8 megapixels (front)



Battery

Battery: 2300 mAh



Display

Size: 5.0 inches

Screen: multi-touch

Resolution: 1280 × 720 pixels

LCD type: S-AMOLED

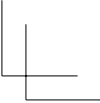

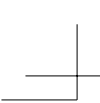


Wireless communication

Bluetooth 4.0; WLAN 802.11 b/g/n;

②FDD-LTE/WCDMA/GSM; GPS

- ① Depending on the measuring method, the dimensions and weight might vary slightly.
- ② In some countries, LTE is not supported. To know if your smartphone works with LTE networks in your country, contact your carrier.



Important regulatory, safety, and handling information

This section contains important regulatory, safety, and handling information for Lenovo smartphones. Additional safety and handling information is provided in the *User Guide*. See the “Accessing your *User Guide*” section for details.

Read first — regulatory information

Be sure to read the *Regulatory Notice* for your country or region before using the wireless devices contained in your Lenovo Mobile Phone. To obtain a PDF version of the *Regulatory Notice*, see the “Downloading publications” section.

Plastic bag notice

DANGER: Plastic bags can be dangerous. Keep plastic bags away from babies and children to avoid danger of suffocation.

General battery notice

Batteries supplied by Lenovo for use with your product have been tested for compatibility and should only be replaced with approved parts. Risk of explosion if the battery is replaced with an incorrect type. Dispose of used batteries according to the instructions.

Rechargeable battery notice

CAUTION: Risk of explosion if the battery is replaced with an incorrect type.

When replacing the lithium battery, use only the same or an equivalent type that is recommended by the manufacturer. The battery contains lithium and can explode if not properly used, handled, or disposed of. Dispose of used batteries according to the instructions.

Do not:

- Throw or immerse into water
- Heat to more than 100°C (212°F)
- Repair or disassemble

Built-in rechargeable battery notice

CAUTION: Do not attempt to replace the internal rechargeable lithium ion battery. Contact Lenovo Support for factory replacement.







Charging

Lenovo is not responsible for the performance or safety of products not manufactured or approved by Lenovo. Use only approved Lenovo ac adapters and batteries. Adapter shall be installed near the equipment and shall be easily accessible.

Prevent hearing damage

Lenovo Phone has a headphone connector. Always use the headphone connector for headphones (also called a headset) or earphones.

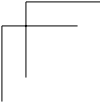


CAUTION: Excessive sound pressure from earphones and headphones can cause hearing loss. Adjustment of the equalizer to maximum increases the earphone and headphone output voltage and the sound pressure level. Therefore, to protect your hearing, adjust the equalizer to an appropriate level.



Excessive use of headphones or earphones for a long period of time at high volume can be dangerous if the output of the headphone or earphone connectors do not comply with specifications of EN 50332-2.

The headphone output connector of Lenovo Phone complies with EN 50332-2 Sub clause 7. This specification limits Lenovo Phone's maximum wide band true RMS output voltage to 150 mV. To help protect against hearing loss, ensure that the headphones or earphones you use also comply with EN 50332-2 (Clause 7 limits) for a wide band characteristic voltage of 75 mV. Using headphones that do not comply with EN 50332-2 can be dangerous due to excessive sound pressure levels.

If Lenovo Phone came with headphones or earphones in the package, as a set, the combination of the headphones or earphones and Lenovo Phone already complies with the specifications of EN 50332-1. If different headphones or earphones are used, ensure that they comply with EN 50332-1 (Clause 6.5 Limitation Values). Using headphones that do not comply with EN 50332-1 can be dangerous due to excessive sound pressure levels.



Sound pressure warning statement

For the device that is tested in accordance with EN 60950-1:2006+A11:2009+A1:2010+A12:2011, it is mandatory to perform audio tests for EN50332.

This device has been tested to comply with the Sound Pressure Level requirement in the applicable EN 50332-1 and/or EN 50332-2 standards. Permanent hearing loss may occur if earphones or headphones are used at high volume for prolonged periods of time.



Warning statement: To prevent possible hearing damage, do not listen at high volume levels for long periods.

Operating temperature

Use Lenovo Phone only in the temperature range of -10°C (14 °F) — 40°C (104 °F) to avoid damage.

Polyvinyl Chloride (PVC) cable and cord notice

WARNING: Handling the cord on this product or cords associated with accessories sold with this product will expose you to lead, a chemical known to the State of California to cause cancer, and birth defects or other reproductive harm. Wash hands after handling.

Disposing according to local laws and regulations

When Lenovo Phone reaches the end of its useful life, do not crush, incinerate, immerse in water, or dispose of Lenovo Phone in any manner contrary to local laws and regulations. Some internal parts contain substances that can explode, leak, or have an adverse environmental effect if disposed of incorrectly. See "Recycling and environmental information" for additional information.

Eurasian compliance mark






Service, support, and warranty information

The following information describes the technical support that is available for your product, during the warranty period or throughout the life of your product. Refer to the Lenovo Limited Warranty for a full explanation of Lenovo warranty terms.

Online technical support

Online technical support is available during the lifetime of a product at <http://www.lenovo.com/support>.

Telephone technical support



Where applicable, you can get help and information from the Customer Support Center by telephone. Before contacting a Lenovo technical support representative, please have the following information available: model and serial number, the exact wording of any error message, and a description of the problem. Your technical support representative might want to walk you through the problem while you are at your phone during the call.

Worldwide Lenovo Support telephone list

IMPORTANT: Telephone numbers are subject to change without notice. The most up-to-date telephone list for the Customer Support Center is always available at <http://support.lenovo.com/serviceproviders>.

The Customer Support Center phone number is subjected to be change, and please go to the e-support website for the latest phone number. If the telephone number for your country or region is not listed, contact your Lenovo reseller or Lenovo marketing representative.

Lenovo Limited Warranty notice

Read the full Lenovo Limited Warranty (LLW) at <http://support.lenovo.com/smartphone-llw>. You can view the LLW in a number of languages from this Web site. If you cannot view the LLW either from the Web site or from your phone, contact your local Lenovo office or reseller to obtain a printed version of the full LLW.

IMPORTANT: Lenovo Smartphone Products do not have International Warranty Services.



Recycling and environmental information

General recycling statement

Lenovo encourages owners of information technology (IT) equipment to responsibly recycle their equipment when it is no longer needed. Lenovo offers a variety of programs and services to assist equipment owners in recycling their IT products. For information on recycling Lenovo products, go to: <http://www.lenovo.com/recycling>.

Recycling information for India

Recycling and disposal information for India is available at: http://www.lenovo.com/social_responsibility/us/en/sustainability/ptb_india.html

Important WEEE information



Electrical and electronic equipment marked with the symbol of a crossed-out wheeled bin may not be disposed as unsorted municipal waste. Waste of electrical and electronic equipment (WEEE) shall be treated separately using the collection framework available to customers for the return, recycling, and treatment of WEEE.

Country-specific information is available at: <http://www.lenovo.com/recycling>

Restriction of Hazardous Substances Directive (RoHS)

Turkish

The Lenovo product meets the requirements of the Republic of Turkey Directive on the Restriction of the Use of Certain Hazardous Substances in Waste Electrical and Electronic Equipment (WEEE).

Türkiye AEEE Yönetmeliğine Uygunluk Beyanı

Bu Lenovo ürünü, T.C. Çevre ve Orman Bakanlığı'nın "Atık Elektrikli ve Elektronik Eşya Bazı Zararlı Maddelerin Kullanımının Sınırlanması Dair Yönetmelik (AEEE)" direktiflerine uygundur.

AEEE Yönetmeliğine Uygundur.

Ukraine

Цим підтверджуємо, що продукція Леново відповідає вимогам нормативних актів України, які обмежують вміст небезпечних речовин

India

RoHS compliant as per E-Waste (Management & Handling) Rules, 2011.

Specific Absorption Rate information

This mobile device meets the government's requirements for exposure to radio waves. Your mobile device is a radio transmitter and receiver. The exposure standard for mobile devices employs a unit of measurement known as the Specific Absorption Rate, or SAR. The India SAR limit for mobile devices is 1.6 W/kg averaged over 1 grams of tissue. Tests for SAR are conducted using standard operating positions with the device transmitting at its highest certified power level in all tested frequency bands.

The highest SAR value for your Lenovo device when tested for use at the head and body is outlined as follows:

Position	The highest SAR value	Regulation
Head	0.543	India 1g SAR Limit (1.6 W/kg)
Body-worn	0.448	

During use, the actual SAR values for this device are usually well below the values stated above. This is because, for purposes of system efficiency and to minimize interference on the network, the operating power of your mobile devices is automatically decreased when full power is not needed for the call. The lower the power output of the device, the lower its SAR value.

To meet RF exposure guidelines during body-worn operation, the device must be positioned at least 1.5cm away from your body.

Learning more

Getting support

For support on network service and billing, contact your wireless network operator. For instructions on how to use Lenovo smartphone, go to: <http://support.lenovo.com/>.

Downloading publications

To obtain the latest smartphone manuals, go to:
<http://support.lenovo.com/>

Accessing your *User Guide*

Your *User Guide* contains detailed information about your smartphone. To access your *User Guide*, use one of the following methods:

- Go to: <http://support.lenovo.com> and follow the instructions on the screen.
- Turn on your smartphone, and then open the **User Guide** app.

Legal notices

Lenovo and the Lenovo logo are trademarks of Lenovo in the United States, other countries, or both.

Other company, product, or service names may be trademarks or service marks of others.

First Edition (December 2014) © Copyright Lenovo 2014.

Reduce | Reuse | Recycle



SSC9A6N4R7
Printed in China