

lenovo

Lenovo K50a40

Quick Start Guide

English

- ✎ Read this guide carefully before using your smartphone.

Getting support

For support on network service and billing, contact your wireless network operator. For instructions on how to use Lenovo smartphone, go to: <http://support.lenovo.com/>.

Downloading publications

To obtain the latest smartphone manuals, go to:
<http://support.lenovo.com/>

Accessing your *User Guide*

Your *User Guide* contains detailed information about your smartphone. To access your *User Guide*, use one of the following methods:

- Go to: <http://support.lenovo.com> and follow the instructions on the screen.
- Turn on your smartphone, and then open the *User Guide* app.

Legal notices

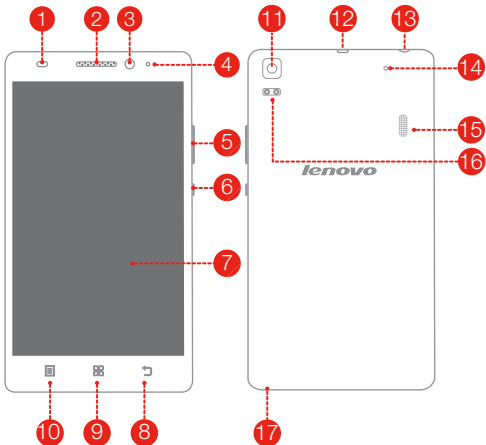
Lenovo and the Lenovo logo are trademarks of Lenovo in the United States, other countries, or both.
Other company, product, or service names may be trademarks or service marks of others.

*Manufactured under license from Dolby Laboratories.
Dolby, Dolby Atmos and the double-D symbol are trademarks of Dolby Laboratories.

Contents

First glance.....	1
Preparing your smartphone	2
Charging the battery.....	3
Technical specifications	4
Important regulatory, safety, and handling information.....	5
Service, support, and warranty information.....	8
Recycling and environmental information	9
Specific Absorption Rate information	10
Precautionary Guidelines for mobile users.....	11

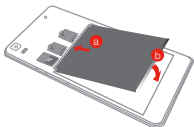
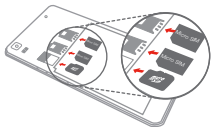
First glance



- | | | |
|--------------------------|-----------------------|------------------------|
| 1 Light/Proximity sensor | 2 Receiver | 3 Front-facing camera |
| 4 Indicator Light | 5 Volume buttons | 6 On/Off button |
| 7 Touch screen | 8 Back button | 9 Home button |
| 10 Menu button | 11 Rear-facing camera | 12 Micro USB connector |
| 13 Headset connector | 14 Anti-noise mic | 15 Speaker |
| 16 Flashlight | 17 Microphone | |

Preparing your smartphone

You must insert the Micro SIM card provided by your carrier to use cellular services. Set up your smartphone as shown.



Step 1. Open the back cover.

Step 2. Insert the Micro SIM cards and the memory card.

Tip: 1. Both of the card slots support 2G, 3G and 4G data services. When two cards are inserted at the same time, the system supports only one of them to register for 3G or 4G data service.

2. If you want to change data service type of the card, please go to **Settings > SIM management > Data connection.**

Step 3. Install the battery.

- a.** Align the battery connectors on the battery with the pins in the battery compartment.
- b.** Push the battery down into place.

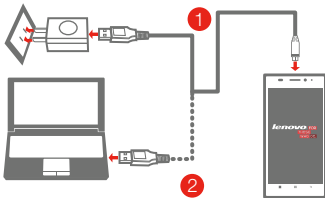
Step 4. Install the back cover.



Always turn off your smartphone first before you insert or remove a SIM card. Insert or remove a SIM card with your smartphone on may damage your SIM card or smartphone permanently.

Charging the battery


Charge the battery as shown.



Method 1. Connect your smartphone to a power outlet using the cable and USB power adapter that come with your smartphone.

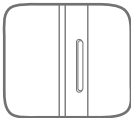
Method 2. Connect your smartphone to a computer using the cable that comes with your smartphone.

 Low battery power

 Fully charged


 Charging

Turning on or turning off your smartphone



Turn on: Press and hold the On/Off button until the Lenovo logo appears.

Turn off: Press and hold the On/Off button for a few seconds, then tap **Power off**.

-  Your smartphone has a rechargeable battery. For more information about battery safety, see the “Rechargeable battery notice” section.

Technical specifications



Model and system

Model: Lenovo K50a40
System: Android



Dimensions and weight

Height: 152.6 mm (6.01 inches) Width: 76.2 mm (3.00 inches)
Depth: 7.99 mm (0.31 inch) Weight: 140 g (0.31 lb)



Processor

Processor: MT6752, octa-core, 1.7 GHz



Camera

Type: CMOS
Pixels: 13 megapixels (rear) + 5 megapixels (front)



Battery

Battery: 2900 mAh



Display

Size: 13.9 cm (diagonal) Screen: five-touch
Resolution: 1920 × 1080 pixels LCD type: IPS



Wireless communication

Bluetooth 4.0; WLAN 802.11 b/g/n;
② FDD-LTE/TDD-LTE/WCDMA/GSM; GPS

- ① Depending on the measuring method, the dimensions and weight might vary slightly.
- ② In some countries, LTE is not supported. To know if your smartphone works with LTE networks in your country, contact your carrier.

Important regulatory, safety, and handling information

This section contains important regulatory, safety, and handling information for Lenovo smartphones. Additional safety and handling information is provided in the *User Guide*. See the “Accessing your *User Guide*” section for details.

Read first — regulatory information

Be sure to read the *Regulatory Notice* for your country or region before using the wireless devices contained in your Lenovo Mobile Phone. To obtain a PDF version of the *Regulatory Notice*, see the “Downloading publications” section.

Plastic bag notice

DANGER: Plastic bags can be dangerous. Keep plastic bags away from babies and children to avoid danger of suffocation.

General battery notice

Batteries supplied by Lenovo for use with your product have been tested for compatibility and should only be replaced with approved parts. Risk of explosion if the battery is replaced with an incorrect type. Dispose of used batteries according to the instructions.

Rechargeable battery notice

CAUTION: Risk of explosion if the battery is replaced with an incorrect type.

When replacing the lithium battery, use only the same or an equivalent type that is recommended by the manufacturer. The battery contains lithium and can explode if not properly used, handled, or disposed of. Dispose of used batteries according to the instructions.

Do not:

- Throw or immerse into water
- Heat to more than 100 °C (212 °F)
- Repair or disassemble

Built-in rechargeable battery notice

CAUTION: Do not attempt to replace the internal rechargeable lithium ion battery. Contact Lenovo Support for factory replacement.

Charging

Lenovo is not responsible for the performance or safety of products not manufactured or approved by Lenovo. Use only approved Lenovo ac adapters and batteries. Adapter shall be installed near the equipment and shall be easily accessible.

Prevent hearing damage

Lenovo Phone has a headphone connector. Always use the headphone connector for headphones (also called a headset) or earphones.

CAUTION: Excessive sound pressure from earphones and headphones can cause hearing loss. Adjustment of the equalizer to maximum increases the earphone and headphone output voltage and the sound pressure level. Therefore, to protect your hearing, adjust the equalizer to an appropriate level.

Excessive use of headphones or earphones for a long period of time at high volume can be dangerous if the output of the headphone or earphone connectors do not comply with specifications of EN 50332-2.

The headphone output connector of Lenovo Phone complies with EN 50332-2 Sub clause 7. This specification limits Lenovo Phone's maximum wide band true RMS output voltage to 150 mV. To help protect against hearing loss, ensure that the headphones or earphones you use also comply with EN 50332-2 (Clause 7 limits) for a wide band characteristic voltage of 75 mV. Using headphones that do not comply with EN 50332-2 can be dangerous due to excessive sound pressure levels.

If Lenovo Phone came with headphones or earphones in the package, as a set, the combination of the headphones or earphones and Lenovo Phone already complies with the specifications of EN 50332-1. If different headphones or earphones are used, ensure that they comply with EN 50332-1 (Clause 6.5 Limitation Values). Using headphones that do not comply with EN 50332-1 can be dangerous due to excessive sound pressure levels.

Sound pressure warning statement

For the device that is tested in accordance with EN 60950-1:2006+A11:2009+A1:2010+A12:2011, it is mandatory to perform audio tests for EN50332.

This device has been tested to comply with the Sound Pressure Level requirement in the applicable EN 50332-1 and/or EN 50332-2 standards. Permanent hearing loss may occur if earphones or headphones are used at high volume for prolonged periods of time.



Warning statement: To prevent possible hearing damage, do not listen at high volume levels for long periods.

Operating temperature

Use Lenovo Phone only in the temperature range of -10° C (14 °F) — 45° C (113 °F) to avoid damage.

Polyvinyl Chloride (PVC) cable and cord notice

WARNING: Handling the cord on this product or cords associated with accessories sold with this product will expose you to lead, a chemical known to the State of California to cause cancer, and birth defects or other reproductive harm. Wash hands after handling.

Disposing according to local laws and regulations

When Lenovo Phone reaches the end of its useful life, do not crush, incinerate, immerse in water, or dispose of Lenovo Phone in any manner contrary to local laws and regulations. Some internal parts contain substances that can explode, leak, or have an adverse environmental effect if disposed of incorrectly. See “Recycling and environmental information” for additional information.

Eurasian compliance mark



Service, support, and warranty information

The following information describes the technical support that is available for your product, during the warranty period or throughout the life of your product. Refer to the Lenovo Limited Warranty for a full explanation of Lenovo warranty terms.

Online technical support

Online technical support is available during the lifetime of a product at <http://www.lenovo.com/support>.

Telephone technical support

Where applicable, you can get help and information from the Customer Support Center by telephone. Before contacting a Lenovo technical support representative, please have the following information available: model and serial number, the exact wording of any error message, and a description of the problem.

Your technical support representative might want to walk you through the problem while you are at your phone during the call.

Worldwide Lenovo Support telephone list

IMPORTANT: Telephone numbers are subject to change without notice. The most up-to-date telephone list for the Customer Support Center is always available at <http://support.lenovo.com/serviceproviders>.

The Customer Support Center phone number is subjected to be change, and please go to the e-support website for the latest phone number. If the telephone number for your country or region is not listed, contact your Lenovo reseller or Lenovo marketing representative.

Lenovo Limited Warranty notice

Read the full Lenovo Limited Warranty (LLW) at <http://support.lenovo.com/smartphone-llw>. You can view the LLW in a number of languages from this Web site. If you cannot view the LLW either from the Web site or from your phone, contact your local Lenovo office or reseller to obtain a printed version of the full LLW.

IMPORTANT: Lenovo Smartphone Products do not have International Warranty Services.

Recycling and environmental information

General recycling statement

Lenovo encourages owners of information technology (IT) equipment to responsibly recycle their equipment when it is no longer needed. Lenovo offers a variety of programs and services to assist equipment owners in recycling their IT products. For information on recycling Lenovo products, go to: <http://www.lenovo.com/recycling>.

Important WEEE information



Electrical and electronic equipment marked with the symbol of a crossed-out wheeled bin may not be disposed as unsorted municipal waste. Waste of electrical and electronic equipment (WEEE) shall be treated separately using the collection framework available to customers for the return, recycling, and treatment of WEEE.

Country-specific information is available at:
<http://www.lenovo.com/recycling>

Recycling information for India

Recycling and disposal information for India is available at:
http://www.lenovo.com/social_responsibility/us/en/sustainability/ptb_india.html

Restriction of Hazardous Substances Directive (RoHS)

Vietnam

Lenovo products sold in Vietnam, on or after September 23, 2011, meet the requirements of the Vietnam Circular 30/2011/TT-BCT ("Vietnam RoHS").

Ukraine

Цим підтверджуємо, що продукція Леново відповідає вимогам нормативних актів України, які обмежують вміст небезпечних речовин

India

RoHS compliant as per E-Waste (Management & Handling) Rules, 2011.

Specific Absorption Rate information

This mobile device meets the government's requirements for exposure to radio waves. Your mobile device is a radio transmitter and receiver. The exposure standard for mobile devices employs a unit of measurement known as the Specific Absorption Rate, or SAR. The India SAR limit for mobile devices is 1.6 W/kg averaged over 1 grams of tissue. Tests for SAR are conducted using standard operating positions with the device transmitting at its highest certified power level in all tested frequency bands.

The highest SAR value for your Lenovo device when tested for use at the head and body is outlined as follows:

Position	The highest SAR value	Regulation
Head	1.590	India 1g SAR Limit (1.6 W/kg)
Body-worn	0.688	

During use, the actual SAR values for this device are usually well below the values stated above. This is because, for purposes of system efficiency and to minimize interference on the network, the operating power of your mobile devices is automatically decreased when full power is not needed for the call. The lower the power output of the device, the lower its SAR value.

To meet RF exposure guidelines during body-worn operation, the device must be positioned at least 1.5cm away from your body.

Precautionary Guidelines for mobile users

Mobile users are advised to take precautionary measures while using a mobile

handset as:

1. Keep distance – Hold the cell phone away from body to the extent possible.
2. Use a headset (wired or Bluetooth) to keep the handset away from your head.
3. Do not press the phone handset against your head. Radio Frequency (RF) energy is inversely proportional to the square of the distance from the source -- being very close increases energy absorption much more.
4. Limit the length of mobile calls.
5. Use text as compared to voice wherever possible.
6. Put the cell phone on speaker mode.
7. If the radio signal is weak, a mobile phone will increase its transmission power. Find a strong signal and avoid movement – Use your phone where reception is good.
8. Metal & water are good conductors of radio waves so avoid using a mobile phone while wearing metal-framed glasses or having wet hair.
9. Let the call connect before putting the handset on your ear or start speaking and listening – A mobile phone first makes the communication at higher power and then reduces power to an adequate level. More power is radiated during call connecting time.
10. If you have a choice, use a landline (wired) phone, not a mobile phone.
11. When your phone is ON, don't carry it in chest/breast or pants pocket. When a mobile phone is ON, it automatically transmits at high power every one or two minutes to check (poll) the network.
12. Reduce mobile phone use by children as a younger person will likely have a longer lifetime exposure to radiation from cell phones.
13. People having active medical implants should preferably keep the cell phone at least 15 cm away from the implant.

First Edition (April 2015) © Copyright Lenovo 2015.

Reduce | Reuse | Recycle



SSC8C02626

Printed in China